



# St. Lucie County Fire District Firefighters' Pension Trust Fund

## High Quality Growth Plus

Second Quarter 2022  
Portfolio Review

**Mary Byrom**  
Vice President  
(404) 682-2490  
mary.byrom@atlcap.com

**Jodi Johnson**  
Senior Associate  
(404) 682-2482  
jodi.johnson@atlcap.com

# Atlanta Capital Management Co., LLC

As of June 30, 2022

- Founded in 1969 in Atlanta, Georgia
- \$23.7 Billion AUM
- Singular focus on high quality stocks and bonds
- Employs 36 professionals
- Part of Morgan Stanley Investment Management, the asset management division of Morgan Stanley
- Growth Equity Management: \$7.0 Billion

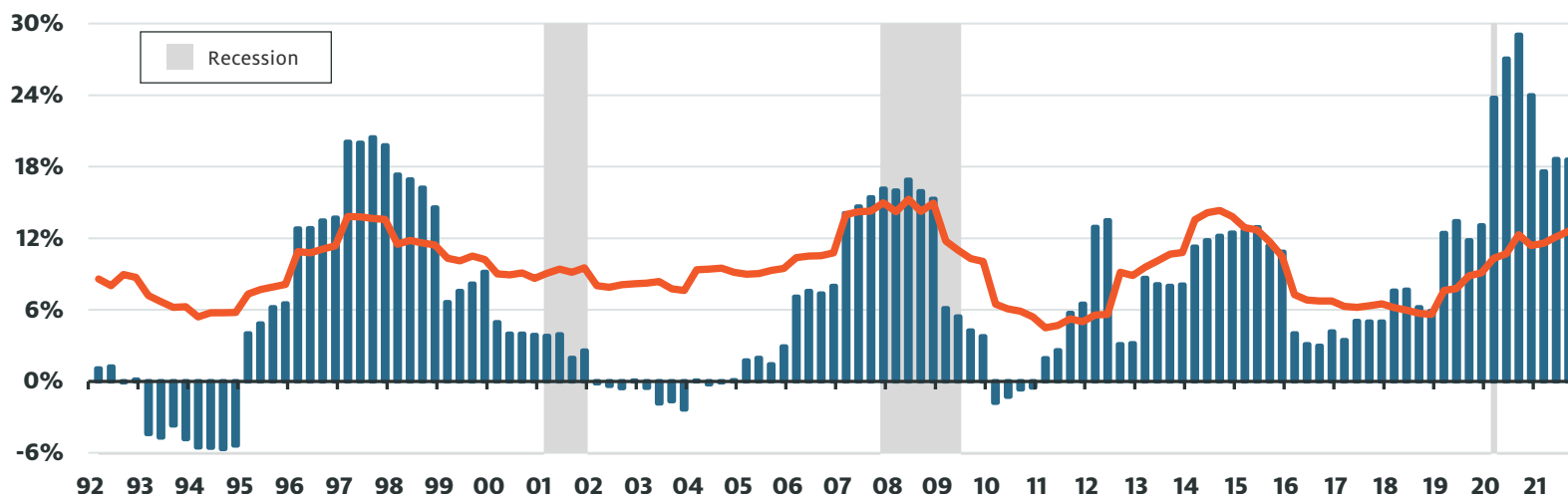
Assets under management are approximate. Source: Atlanta Capital as of June 30, 2022.

# Consistent Growth & Stability in Earnings

## Key Tenet of Our Investment Philosophy

We believe companies with a demonstrated history of consistent growth & stability in earnings can provide attractive returns with moderate risk over the long term.

**Five-Year Rolling CAGR of As Reported Earnings  
S&P 500® Index by Earnings Stability**



	<u>Earnings Stability</u>	<u>Avg. 5-Year CAGR</u>	<u>Earnings Variability</u>	<u># Positive Periods</u>	<u># Negative Periods</u>
High Quality Portfolio	9.5%	2.8%	120 or 100%	0 or 0%	
Low Quality Portfolio	7.3%	7.6%	98 or 82%	22 or 18%	

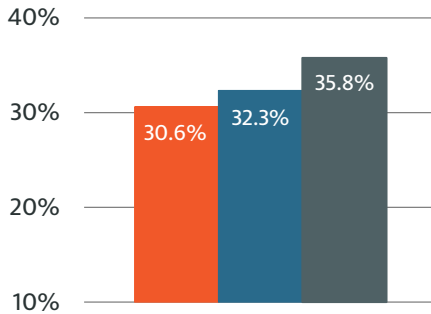
Time period: January 1, 1992 – December 31, 2021. This information is provided for general illustrative purposes only. The High Quality Research and Low Quality Research portfolios are provided to compare the aggregate earnings stability of all companies in the index with High Quality SPGMI Quality Rankings (B+ or Better) to those with Low Quality SPGMI Quality Rankings (B or Below). The High Quality Research and Low Quality Research portfolios are model portfolios formed and rebalanced monthly by Atlanta Capital. The universe includes all S&P 500® Index constituents with SPGMI Quality Rankings and prices greater than \$1. Five-year historical earnings growth rates are calculated using a market capitalization-weighted methodology. The S&P 500® Index is an unmanaged index of large cap stocks commonly used as a measure of the US stock market. Historical performance of the index and Research portfolios illustrates market trends and does not represent past or future performance of the strategy. The material is based upon information that Atlanta Capital considers to be reliable, however no assurances are provided. The material should not be considered investment advice or a recommendation to invest in a particular strategy. Reproduction or redistribution of this page in any form without express permission from Atlanta Capital is prohibited. Past performance is not a reliable indicator of future results. Sources: S&P Global, Wilshire Atlas, Atlanta Capital as of December 31, 2021.

# High Quality Growth Investment Objective

Our objective is to participate in rising markets, minimize participation during declining markets, and outperform over the long term.

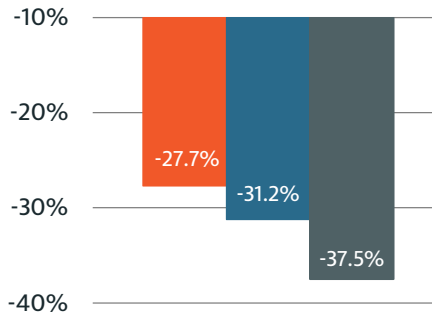
## Rising Markets

(103 Positive Quarters)  
Gross of Fees



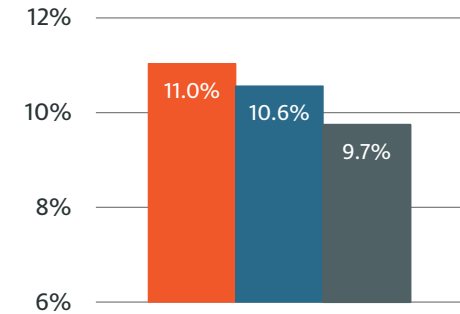
## Declining Markets

(39 Negative Quarters)  
Gross of Fees



## Since Inception - R1000<sup>®</sup> Growth Index

(142 Total Quarters – 6/30/22)  
Gross of Fees



■ High Quality    
 ■ Russell 1000<sup>®</sup> Growth Index    
 ■ Low Quality

	Upside Participation	Downside Participation	Excess Return	Beta	Standard Deviation
High Quality Research Portfolio	94.6	88.7	+46 bps	0.90	17.5
Russell 1000 <sup>®</sup> Growth Index	100.0	100.0	0 bps	1.00	19.1
Low Quality Research Portfolio	110.7	120.0	-83 bps	1.19	23.6

The since inception date for the Russell 1000<sup>®</sup> Growth Index is January 1, 1987. For illustrative purposes only. The High and Low Quality Research Portfolios are provided to compare the aggregate of all companies in the index with High Quality SPGMI Rankings (B+ or Better) to those with Low Quality SPGMI Rankings (B or Below). The High and Low Quality Research Portfolios are model portfolios formed and rebalanced monthly by Atlanta Capital. The universe includes all Russell 1000<sup>®</sup> Growth Index constituents with SPGMI Quality Rankings and prices greater than \$1. Rising (declining) markets are defined as quarters where the return of the Russell 1000<sup>®</sup> Growth Index was positive (negative). Returns of these positive and negative quarters are separated out from the intervening quarters, cumulated across the period, and annualized. Long-term results include both rising and declining periods. The Russell 1000<sup>®</sup> Growth Index is a measure of the large cap growth segment of the U.S. equity universe that includes those Russell 1000<sup>®</sup> companies with higher price-to-book ratios and higher forecasted growth values. The index is unmanaged and does not incur management fees or other expenses associated with managed accounts. It is not possible to directly invest in an index. Historical performance of the index and Research portfolios illustrates market trends and does not represent past or future performance of the strategy. Beta measures the historical sensitivity of portfolio excess returns to movements in the excess return of the market index. Standard Deviation is a measure of absolute volatility of returns. The material is based upon information that Atlanta Capital considers to be reliable, however no assurances are provided. The material should not be considered investment advice or a recommendation to invest in any particular strategy. Performance during certain periods reflects strong stock market performance that is not typical and may not be repeated. Past performance does not predict future results. Sources: S&P Global, FTSE Russell, Wilshire Atlas, eVestment and Atlanta Capital as of June 30, 2022.

# High Quality Growth Plus

## Investment Process



**Strategy Highlights:** A high quality large cap growth discipline that seeks to invest in companies with a demonstrated history of consistent growth and stability in earnings and selling at attractive valuations.

\*Turnover based on representative client portfolio as of December 31, 2021 and subject to change; individual client results will vary.

# Summary of Guidelines

## St. Lucie County Fire District Firefighters' Pension Fund

---

### Objective

- To obtain a reasonable total rate of return, commensurate with the Prudent Person Rule. To obtain reasonable consistency of returns judged over a three to five year period. Protection of capital against the erosion of inflation and wide swings in the value of assets.
- Returns are expected to exceed the Russell 1000® Growth Index over a three to five year period and rank in the top 40<sup>th</sup> percentile of an appropriate universe.

### Guidelines

- The Benchmark is the Russell 1000® Growth Index.
- A maximum of 5% at market may be invested in any one stock.
- The aggregate investment in any one company shall not exceed 5% of the outstanding stock.
- Up to 25% may be held in foreign stocks and ADR's, as long as traded on a US exchange.
- Do not purchase companies listed as "scrutinized companies" by the FL SBA under the Protecting Florida Investments Act (PFIA).

### Trading

- When possible, without sacrificing best net price and execution, trades should be directed to Cowen Execution Services. Per letter dated October 2011.

### Proxy Voting

- The manager has sole responsibility for voting proxies of shares of companies in the portfolio.

### Compliance

- Atlanta Capital has not made contributions to any candidates/incumbents for the St. Lucie County, City of Fort Pierce or City of Port St. Lucie Commission or Mayor.

Investment Policy Date: March 2019

# Annualized Performance

## St. Lucie County Fire District Firefighters' Pension Trust Fund

Total Returns (%)	QTD	YTD	FYTD	1 Yr	3 Yrs*	5 Yrs*	7 Yrs*	10 Yrs*	Since Inception*
High Quality Growth Plus	-12.75	-22.44	-13.84	-11.07	11.66	15.70	13.63	14.43	14.65
Russell 1000® Growth Index	-20.92	-28.07	-19.70	-18.77	12.58	14.29	13.45	14.80	15.09
S&P 500® Index	-16.10	-19.96	-11.13	-10.62	10.60	11.31	11.14	12.96	13.28

### Account Summary

Performance Inception Date:	December 31, 2011
Net Investment Contributions:	-\$908,762
Investment Dollars Earned:	\$8,404,212
Market Value (06/30/22):	\$7,495,450

Fiscal Year End: September 30

\*Performance returns over one year are annualized.

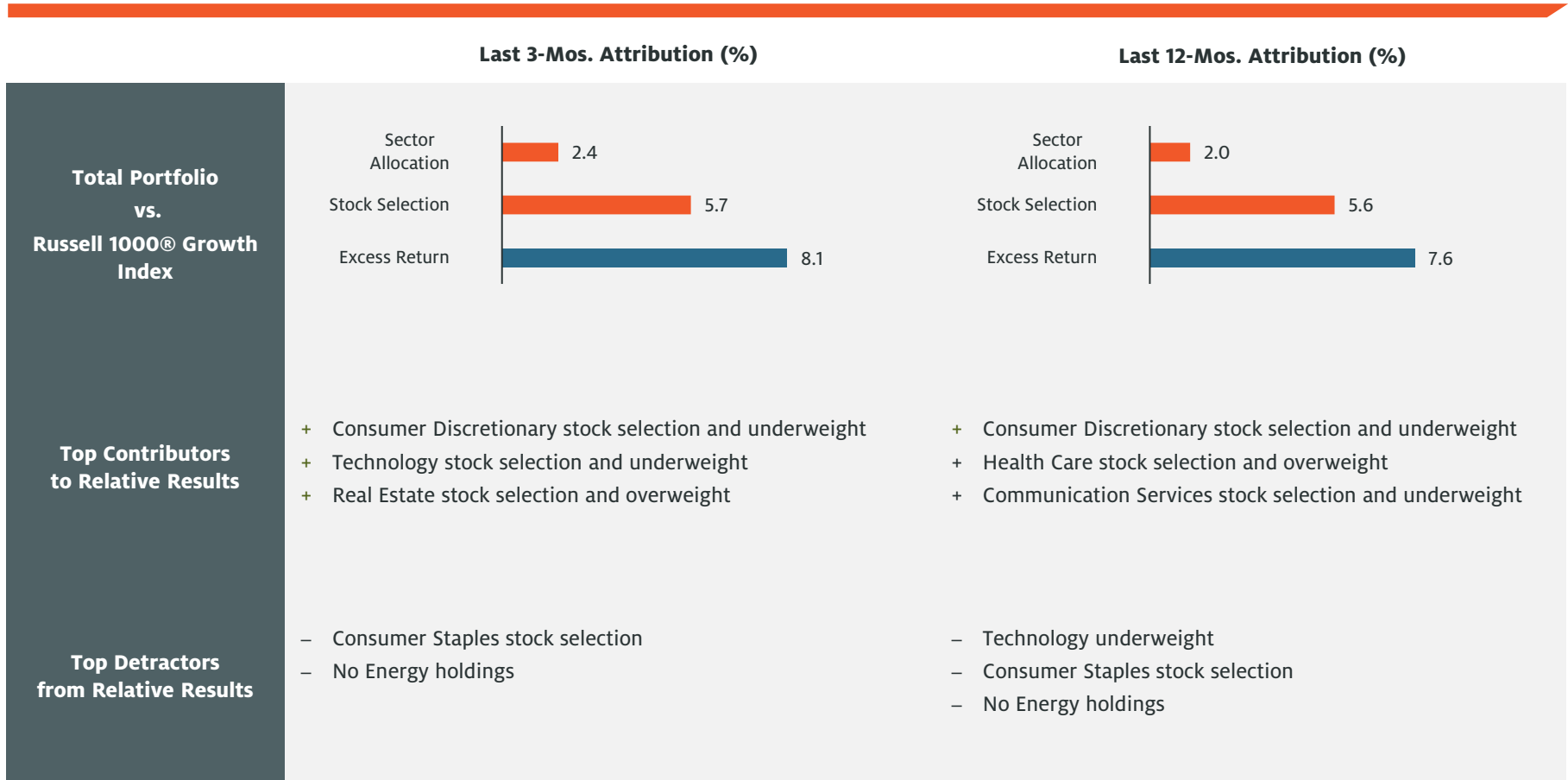
The unmanaged benchmark index returns are shown for comparative purposes only and do not reflect the subtraction of any fees or transaction costs. It is not possible to directly invest in an index. Portfolio returns are gross of management fees unless otherwise noted. The deduction of an advisory fee would reduce an investor's return.

Past performance is not indicative of future results. All investments subject to loss. Please refer to the disclosures at the end of this presentation.

Source: ICE Data Services and Atlanta Capital as of June 30, 2022.

# Performance Drivers & Detractors

## St. Lucie County Fire District Firefighters' Pension Trust Fund



Stock Selection + Sector Allocation = Excess Return

Source: Factset and Atlanta Capital as of June 30, 2022.

The above attribution results are based on each day's ending holdings, and linked to generate attribution over longer periods. Cash in the portfolio is included in the analysis. Portfolio returns do not reflect applicable expenses and trading costs, or variations in transaction prices from end of day values. Past performance does not predict future results.



# Portfolio Transactions for the Quarter

## St. Lucie County Fire District Firefighters' Pension Trust Fund

New Purchases	Sector	
IDEXX Laboratories	Health Care	Global leader in pet healthcare & lab services. Vets are dependant on IDEXX's testing & diagnostics to run practices. Increased pet ownership should enhance already dependable earnings growth.
PayPal Hldgs.	Information Technology	Digital payment leader through PayPal, Venmo & other platforms. After a 70% price decline, valuation became attractive. Earnings growth should be above industry in the expanding ecommerce market.

Complete Sales	Sector	
Mondelez International CL A	Consumer Staples	Global snack company. Although the stock had significantly outperformed the index and its sector since year end, concerns about future earnings growth slowing prompted the switch to IDEXX Labs.
PepsiCo	Consumer Staples	Global food & beverage company. The stock's recent rise during the market decline pushed the valuation to absolute and relative highs. We used the attractive exit point to fund better opportunities.

Any investment views, opinions/analyses, and forecasts expressed constitute judgments as of the date of this presentation and are subject to change at any time without notice. Future results may differ from forecasts. Source: Atlanta Capital as of June 30, 2022.

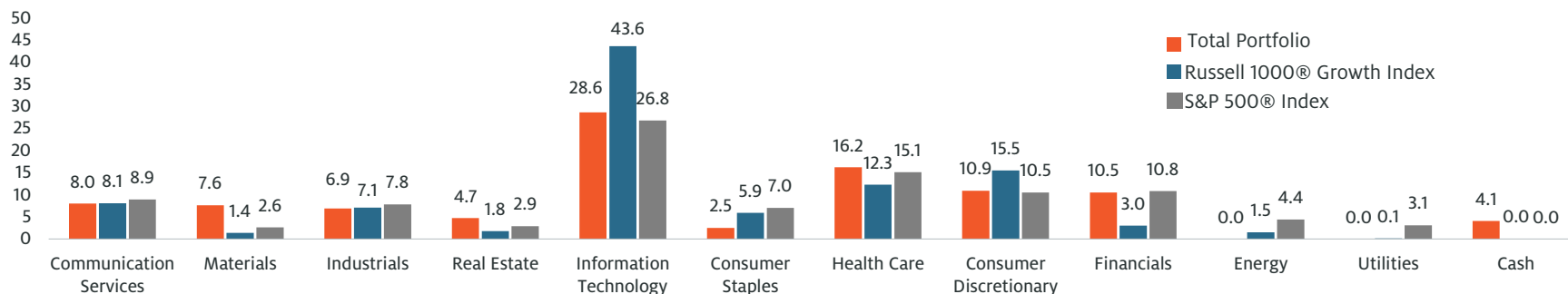
# Portfolio Characteristics

## St. Lucie County Fire District Firefighters' Pension Trust Fund

Top Ten Holdings (%)	
Alphabet Inc. Class C	4.8
Danaher Corp.	4.8
Thermo Fisher Scientific Inc.	4.8
Visa Inc. CL A	4.7
Microsoft Corp.	4.6
Mastercard CL A	4.4
Verisk Analytics Inc	3.6
Zoetis CL A	3.5
American Tower Corp.	3.4
Dollar General Corp.	3.0

Portfolio Metrics	Russell 1000® Growth Index	Total Portfolio	S&P 500® Index
# of Holdings	520	46	503
Wtd. Avg. Mkt. Cap (billions)	\$730.9	\$278.6	\$483.5
Historical Earnings Growth	26%	18%	20%
Forecasted Earnings Growth	17%	17%	12%
Return on Equity	35%	30%	27%
P/E (NTM, Excl. Neg. Earn.)	20.7x	22.1x	16.1x
Dividend Yield	1.0%	0.9%	1.7%

### Sector Exposure



Source: FactSet and Atlanta Capital as of June 30, 2022.

# Current Portfolio Holdings

## St. Lucie County Fire District Firefighters' Pension Trust Fund

Consumer Discretionary (%)			Health Care (%)			Communication Services (%)		
DG	Dollar General Corp.	3.0	A	Agilent Technologies	1.3	GOOG	Alphabet Inc. Class C	4.8
LOW	Lowe's Companies	1.2	DHR	Danaher Corp.	4.8	EA	Electronic Arts Inc.	1.2
NKE	NIKE Class B	1.1	IDXX	IDEXX Laboratories	0.8	META	Meta Platforms Inc. CL A	2.1
ORLY	O'Reilly Automotive	1.6	ISRG	Intuitive Surgical	0.4	<b>Information Technology (%)</b>		
SBUX	Starbucks Corp.	1.1	LH	Lab Corp. of America Hldgs.	0.6	43.6		
TJX	TJX Companies Inc	2.9	TMO	Thermo Fisher Scientific Inc.	4.8	28.6		
			ZTS	Zoetis CL A	3.5	ACN	Accenture Plc CL A	0.8
Consumer Staples (%)			Industrials (%)			ADBE	Adobe	1.8
COST	Costco Wholesale Corp.	1.0	IEX	IDEX Corp.	1.4	APH	Amphenol Corp. CL A	2.3
EL	Estee Lauder Companies Inc. CL A	1.5	VRSK	Verisk Analytics Inc	3.6	Fidelity National Information		
			XYL	Xylem Inc.	1.9	FIS	Svcs.	1.2
Energy (%)						FISV	Fiserv	2.3
1.5						IT	Gartner	2.3
0.0						INTU	Intuit Inc.	1.6
Financials (%)						MA	Mastercard CL A	4.4
3.0						MSFT	Microsoft Corp.	4.6
10.5						PYPL	PayPal Hldgs.	0.9
AON	Aon Plc CL A	1.2				TEL	TE Connectivity Ltd.	0.9
SCHW	Charles Schwab Corp	0.9				TXN	Texas Instruments	0.9
ICE	Intercontinental Exchange	2.5				V	Visa Inc. CL A	4.7
MMC	Marsh & McLennan Companies	2.3				<b>Materials (%)</b>		
MCO	Moody's Corp.	0.9				1.4		
SPGI	S&P Global	2.7				7.6		
						APD	Air Products and Chemicals	1.2
						BALL	Ball Corp.	1.2
						ECL	Ecolab Inc.	2.8
						LIN	Linde plc	2.5
						<b>Real Estate (%)</b>		
						1.8		
						4.7		
						AMT	American Tower Corp.	3.4
						CCI	Crown Castle International Corp	1.2
						<b>Utilities (%)</b>		
						0.1		
						0.0		
						<b>Cash (%)</b>		
						0.0		
						4.1		

Source: FactSet and Atlanta Capital as of June 30, 2022.

■ High Quality Growth Plus  
■ Russell 1000® Growth Index

# Investment Outlook & Strategy

## High Quality Growth Plus

### Investment Outlook

- On the heels of a challenging first quarter, the Russell 1000® Growth Index plunged an additional 21% in the second quarter. The resulting 28% decline in the first half of 2022 was the worst in the index's history. For the broader S&P 500® Index, Merrill Lynch noted it was the second-worst first half since 1935 and the worst since 1962. Investors worried about inflation, interest rates, quantitative tightening, and recession, among other things, seemingly had nowhere to turn; for the first time since 2001, both stocks and bonds fell.
- The concerns and future uncertainty bore out in the sector returns of both indexes. The defensive Consumer Staples declined the least, followed by Energy and Utilities. Whereas, longer duration sectors, Consumer Discretionary, Communication Services and Technology, all underperformed the index. We will seek to take advantage of the price volatility to build the portfolio for the long term.
- We remain committed to our philosophy of investing in companies capable of sustainable earnings growth through different market environments. Companies with a demonstrated history of consistent growth and earnings stability provide a “margin of safety” that becomes increasingly valuable in periods of rising uncertainty. We will continue our fundamental, bottom-up analysis as we seek to build a diversified portfolio we believe will participate in rising markets and help minimize participation in declining markets.

### Portfolio Positioning

- In response to opportunities provided by the volatility in the market, two names were added and two were sold during the quarter.
- At quarter end, the 46 holdings were diversified across nine sectors.
- Although sector weights result from individual stock decisions, relative to the Russell 1000® Growth Index, the portfolio was overweight Financials, Health Care, Materials and Real Estate.
- The portfolio was inline Communication Services and underweight Consumer Discretionary, Consumer Staples, Industrials and Information Technology. There are no positions in Energy or Utilities.

Any investment views, opinions/analyses, and forecasts expressed constitute judgments as of the date of this presentation and are subject to change at any time without notice. Future results may differ from forecasts. Source: Atlanta Capital as of June 30, 2022.

# Growth Equity Team Biographies

As of June 30, 2022

---

## Joe B. Hudepohl, CFA

Mr. Hudepohl is a Managing Director for the Growth Equity Team, serving as a portfolio manager for Atlanta Capital's High Quality Growth Plus, Focused Growth, and Calvert Equity portfolios. He is also a member of the Management Committee. Prior to joining the firm in June 2015, Mr. Hudepohl was a portfolio manager with Logan Circle Partners LP, a division of Fortress Investment Group LLC, and Goldman Sachs Asset Management in Tampa, Florida. Mr. Hudepohl holds the Chartered Financial Analyst designation and is a graduate of Stanford University where he earned his Bachelor of Arts degree in Economics. Additionally, Mr. Hudepohl was the youngest member of the United States men's swim team that competed at the 1992 Summer Olympics in Barcelona, Spain. At these Olympic games he won both a gold and bronze medal. Mr. Hudepohl also represented the United States at the 1996 Summer Olympics in Atlanta, where he won a gold medal.

## Robert R. Walton, CFA

Mr. Walton serves as a portfolio manager for Atlanta Capital's High Quality Growth Plus, Focused Growth, and Calvert Equity portfolios. Prior to joining the firm in 1999, Mr. Walton was an equity research analyst at The Robinson-Humphrey Company where he was responsible for the insurance and industrial growth industries. Mr. Walton holds the Chartered Financial Analyst designation and is a graduate of Colgate University where he earned a Bachelor of Arts degree with a dual concentration in Economics and Political Science. He obtained his MBA from Emory University. Additionally, Mr. Walton holds the Fundamentals of Sustainability Accounting (FSA) Credential issued by the Sustainability Accounting Standards Board (SASB).

## Lance V. Garrison, CFA

Mr. Garrison serves as a portfolio manager for Atlanta Capital's High Quality Growth Plus, Focused Growth, and Calvert Equity portfolios. Prior to joining the firm in 2007, Mr. Garrison worked at Standard & Poor's Corporate Value Consulting and Wellington Management Company. He is a Chartered SRI Counselor, holds the Fundamentals of Sustainability Accounting (FSA) Credential and the CFA Certificate in ESG Investing. He regularly consults as a Subject Matter Expert with the International Sustainability Standards Board (ISSB) and serves on the ISSB Standards Advisory Group advising on matters of implementation and emerging issues that should be considered in the standards development process. Mr. Garrison is a graduate of the University of Florida where he earned a Bachelor of Science in Business Administration. He obtained his MBA from Northwestern University.

# Growth Equity Team Biographies

As of June 30, 2022

---

## Jeff A. Miller, CFA

Mr. Miller serves as a portfolio manager for Atlanta Capital's High Quality Growth Plus, Focused Growth, and Calvert Equity portfolios. Prior to joining the firm in 2014, Mr. Miller was a Research Analyst at Crawford Investment Counsel and was responsible for equity research for their Equity Investment Team. Prior to joining Crawford Investment Counsel, Mr. Miller was a Senior Vice President and member of the Investment Policy Committee and Global Technology Analyst for Institutional Capital (ICAP). Mr. Miller holds the Chartered Financial Analyst designation and is a graduate of Southern Methodist University where he earned a Bachelor of Business Administration in Finance. He obtained his MBA from Loyola University Chicago. Additionally, Mr. Miller holds the Fundamentals of Sustainability Accounting (FSA) Credential and has achieved the CFA Institute Certificate in ESG Investing.

## Peggy G. Taylor, CFA

Ms. Taylor serves as an Investment Specialist for the Growth Equity team. Prior to joining the firm in 1994, Ms. Taylor was in the retail industry serving as a manager of sales training and promotional campaigns. At Atlanta Capital, she was a fundamental analyst covering consumer stocks prior to her current role as Investment Specialist for the firm's Growth Equity team. Ms. Taylor holds a Chartered Financial Analyst designation and is a graduate of the University of Virginia where she earned a Bachelor of Arts in Biology, with additional concentrations in finance and accounting. Ms. Taylor is a member of the CFA Society Atlanta; a board member of Families First, serving as a Finance & Endowment Committee member. She is also on the Investment Committee for Camp Twin Lakes and serves on the CRPF Leadership Team of the Georgia Association of Public Pension Trustees where she is also a member of the Education & Program Committees.

# Portfolio Administrative Review

---

Investment Summary, Holdings and Transactions

# Portfolio Appraisal – Investment Summary

## St. Lucie County Fire District Firefighters' Pension Trust Fund

	Total Cost (\$)	Total Market (\$)	Port Weight (%)	Current Yield (%)
<b>INVESTMENT SUMMARY as of 06/30/22</b>				
<b>Equities</b>				
Communication Services	389,189	601,285	8.0	0.1
Consumer Discretionary	499,137	813,217	10.9	1.4
Consumer Staples	95,582	185,760	2.5	0.9
Financials	521,209	788,473	10.5	1.2
Health Care	642,610	1,209,909	16.2	0.4
Industrials	392,554	517,466	6.9	1.1
Information Technology	1,434,979	2,142,078	28.6	0.8
Materials	488,373	572,398	7.7	1.6
Real Estate	229,625	350,238	4.7	2.6
<b>Total Equities</b>	<b>4,693,258</b>	<b>7,180,824</b>	<b>95.9</b>	<b>0.9</b>
Cash	310,574	310,574	4.1	0.0
<b>Total Investments</b>	<b>5,003,832</b>	<b>7,491,397</b>	<b>100.0</b>	<b>0.9</b>
Accrued Dividends		4,053		
<b>Total Portfolio</b>		<b>7,495,450</b>		

Source: Blackrock Aladdin and Atlanta Capital



# Portfolio Appraisal – Asset Statement

## St. Lucie County Fire District Firefighters' Pension Trust Fund

	Shares	Cost/ Share (\$)	Market/ Share (\$)	Total Cost (\$)	Total Market (\$)	Port Whtg (%)	Current Yield (%)
<b>ASSET STATEMENT as of 06/30/22</b>							
<b>Equities</b>							
<b>Communication Services</b>							
Alphabet Inc. Class C	164	1,077.28	2,187.45	176,674	358,742	4.8	0.0
Electronic Arts Inc.	712	103.37	121.65	73,599	86,615	1.2	0.6
Meta Platforms Inc. Class A	967	143.66	161.25	138,915	155,929	2.1	0.0
<b>Total</b>				<b>389,189</b>	<b>601,285</b>	<b>8.0</b>	<b>0.1</b>
<b>Consumer Discretionary</b>							
Dollar General Corporation	910	91.24	245.44	83,028	223,350	3.0	0.9
Lowe's Companies, Inc.	523	77.04	174.67	40,292	91,352	1.2	2.4
NIKE, Inc. Class B	807	62.43	102.20	50,383	82,475	1.1	1.2
O'Reilly Automotive, Inc.	185	349.43	631.76	64,645	116,876	1.6	0.0
Starbucks Corporation	1,100	53.35	76.39	58,680	84,029	1.1	2.6
TJX Companies Inc	3,852	52.47	55.85	202,109	215,134	2.9	2.1
<b>Total</b>				<b>499,137</b>	<b>813,217</b>	<b>10.9</b>	<b>1.4</b>

Source: Blackrock Aladdin and Atlanta Capital

# Portfolio Appraisal – Asset Statement

## St. Lucie County Fire District Firefighters' Pension Trust Fund

	Shares	Cost/ Share (\$)	Market/ Share (\$)	Total Cost (\$)	Total Market (\$)	Port Whtg (%)	Current Yield (%)
<b>ASSET STATEMENT as of 06/30/22</b>							
<b>Equities</b>							
<b>Consumer Staples</b>							
Costco Wholesale Corporation	149	303.61	479.28	45,238	71,413	1.0	0.8
Estee Lauder Companies Inc. Class A	449	112.13	254.67	50,344	114,347	1.5	0.9
<b>Total</b>				<b>95,582</b>	<b>185,760</b>	<b>2.5</b>	<b>0.9</b>
<b>Financials</b>							
Aon Plc Class A	344	156.70	269.68	53,906	92,770	1.2	0.8
Charles Schwab Corp	1,028	38.11	63.18	39,182	64,949	0.9	1.3
Intercontinental Exchange, Inc.	2,015	71.05	94.04	143,169	189,491	2.5	1.6
Marsh & McLennan Companies, Inc.	1,096	72.62	155.25	79,594	170,154	2.3	1.4
Moody's Corporation	252	298.15	271.97	75,133	68,536	0.9	1.0
S&P Global, Inc.	601	216.68	337.06	130,226	202,573	2.7	1.0
<b>Total</b>				<b>521,209</b>	<b>788,473</b>	<b>10.5</b>	<b>1.2</b>

Source: Blackrock Aladdin and Atlanta Capital

# Portfolio Appraisal – Asset Statement

## St. Lucie County Fire District Firefighters' Pension Trust Fund

	Shares	Cost/ Share (\$)	Market/ Share (\$)	Total Cost (\$)	Total Market (\$)	Port Whtg (%)	Current Yield (%)
<b>ASSET STATEMENT as of 06/30/22</b>							
<b>Equities</b>							
<b>Health Care</b>							
Agilent Technologies, Inc.	833	126.97	118.77	105,767	98,935	1.3	0.7
Danaher Corporation	1,412	101.15	253.52	142,823	357,970	4.8	0.4
IDEXX Laboratories, Inc.	168	366.81	350.73	61,623	58,923	0.8	0.0
Intuitive Surgical, Inc.	150	224.10	200.71	33,615	30,107	0.4	0.0
Laboratory Corporation of America Holdings	191	161.88	234.36	30,918	44,763	0.6	0.0
Thermo Fisher Scientific Inc.	656	248.01	543.28	162,692	356,392	4.8	0.2
Zoetis, Inc. Class A	1,529	68.78	171.89	105,171	262,820	3.5	0.8
<b>Total</b>				<b>642,610</b>	<b>1,209,909</b>	<b>16.2</b>	<b>0.4</b>
<b>Industrials</b>							
IDEX Corporation	577	106.75	181.63	61,595	104,801	1.4	1.3
Verisk Analytics Inc	1,544	128.14	173.09	197,853	267,251	3.6	0.7
Xylem Inc.	1,860	71.56	78.18	133,106	145,415	1.9	1.5

Source: Blackrock Aladdin and Atlanta Capital

# Portfolio Appraisal – Asset Statement

## St. Lucie County Fire District Firefighters' Pension Trust Fund

	Shares	Cost/ Share (\$)	Market/ Share (\$)	Total Cost (\$)	Total Market (\$)	Port Whtg (%)	Current Yield (%)
<b>ASSET STATEMENT as of 06/30/22</b>							
Equities							
Industrials							
Total				392,554	517,466	6.9	1.1
Information Technology							
Accenture Plc Class A	218	133.08	277.65	29,013	60,528	0.8	1.4
Adobe Incorporated	358	430.62	366.06	154,162	131,049	1.8	0.0
Amphenol Corporation Class A	2,672	37.48	64.38	100,134	172,023	2.3	1.2
Fidelity National Information Services, Inc.	1,002	119.07	91.67	119,311	91,853	1.2	2.0
Fiserv, Inc.	1,918	85.59	88.97	164,165	170,644	2.3	0.0
Gartner, Inc.	699	123.01	241.83	85,983	169,039	2.3	0.0
Intuit Inc.	306	216.15	385.44	66,141	117,945	1.6	0.7
Mastercard Incorporated Class A	1,049	215.50	315.48	226,063	330,939	4.4	0.6
Microsoft Corporation	1,349	87.35	256.83	117,840	346,464	4.6	1.0
PayPal Holdings, Inc.	938	85.47	69.84	80,176	65,510	0.9	0.0
TE Connectivity Ltd.	580	87.05	113.15	50,486	65,627	0.9	2.0
Texas Instruments Incorporated	444	81.90	153.65	36,363	68,221	0.9	3.0

Source: Blackrock Aladdin and Atlanta Capital

# Portfolio Appraisal – Asset Statement

## St. Lucie County Fire District Firefighters' Pension Trust Fund

	Shares	Cost/ Share (\$)	Market/ Share (\$)	Total Cost (\$)	Total Market (\$)	Port Whtg (%)	Current Yield (%)
<b>ASSET STATEMENT as of 06/30/22</b>							
<b>Equities</b>							
<b>Information Technology</b>							
Visa Inc. Class A	1,789	114.67	196.89	205,143	352,236	4.7	0.8
<b>Total</b>				1,434,979	2,142,078	28.6	0.8
<b>Materials</b>							
Air Products and Chemicals, Inc.	370	261.50	240.48	96,756	88,978	1.2	2.7
Ball Corporation	1,284	83.65	68.77	107,401	88,301	1.2	1.2
Ecolab Inc.	1,343	138.77	153.76	186,368	206,500	2.8	1.3
Linde plc	656	149.16	287.53	97,848	188,620	2.5	1.6
<b>Total</b>				488,373	572,398	7.7	1.6
<b>Real Estate</b>							
American Tower Corporation	1,006	165.60	255.59	166,593	257,124	3.4	2.3
Crown Castle International Corp	553	113.98	168.38	63,032	93,114	1.2	3.5
<b>Total</b>				229,625	350,238	4.7	2.6
<b>Total Equities</b>				4,693,258	7,180,824	95.9	0.9
Cash				310,574	310,574	4.1	0.0
<b>Total Investments</b>				5,003,832	7,491,397	100.0	0.9
Accrued Dividends					4,053		
<b>Total Portfolio</b>					7,495,450		

Source: Blackrock Aladdin and Atlanta Capital

# Portfolio Appraisal – Purchases

## St. Lucie County Fire District Firefighters' Pension Trust Fund

	PAR/ Shares	Trade Date	Cost/ Share (\$)	Total Cost (\$)
<b>TRANSACTION SCHEDULE – PURCHASES from 04/01/2022 to 06/30/2022</b>				
Equities				
ALPHABET INC CLASS C	19	04/29/2022	-2,348.79	-44,627.28
PAYPAL HOLDINGS INC	457	05/02/2022	-89.56	-40,945.14
PAYPAL HOLDINGS INC	481	05/09/2022	-81.52	-39,230.36
DANAHER CORP	92	05/16/2022	-247.52	-22,775.34
IDEXX LABORATORIES INC	89	05/16/2022	-359.37	-31,987.40
IDEXX LABORATORIES INC	17	05/17/2022	-359.16	-6,106.40
AGILENT TECHNOLOGIES INC	197	05/26/2022	-123.15	-24,263.00
ECOLAB INC	174	05/26/2022	-163.56	-28,465.90
IDEXX LABORATORIES INC	62	05/26/2022	-379.47	-23,529.50
Total Cost				-261,930.32

Source: Blackrock Aladdin and Atlanta Capital

# Portfolio Appraisal – Sales

## St. Lucie County Fire District Firefighters' Pension Trust Fund

	PAR/ Shares	Trade Date	Cost/ Share (\$)	Total Cost (\$)	Price/ Share (\$)	Total Proceeds (\$)	Gain Loss (\$)
<b>TRANSACTION SCHEDULE – SALES from 04/01/2022 to 06/30/2022</b>							
Equities							
PEPSICO INC	451	04/22/2022	105.15	47,422.65	174.90	78,861.40	31,438.67
AON PLC CLASS A	63	04/29/2022	156.70	9,872.10	294.12	18,528.26	8,655.92
COSTCO WHOLESALE CORP	55	04/29/2022	303.61	16,698.55	551.89	30,351.68	13,653.27
MARSH & MCLENNAN INC	229	04/29/2022	72.62	16,629.98	167.13	38,263.82	21,633.35
DOLLAR GENERAL CORP	146	05/09/2022	91.24	13,321.04	235.15	34,325.88	21,004.86
MONDELEZ INTERNATIONAL INC CLASS A	1,034	05/16/2022	42.00	43,428.00	66.00	68,201.17	24,769.51
TEXAS INSTRUMENT INC	83	05/17/2022	81.90	6,797.70	173.83	14,424.36	7,626.70
THERMO FISHER SCIENTIFIC INC	43	05/23/2022	248.01	10,664.43	556.14	23,911.78	13,247.50
AMPHENOL CORP CLASS A	313	05/26/2022	37.48	11,731.24	69.98	21,891.40	10,161.66
LINDE PLC	63	05/26/2022	149.16	9,397.08	319.85	20,147.34	10,750.37
MASTERCARD INC CLASS A	35	05/26/2022	215.50	7,542.50	347.70	12,167.92	4,625.29
<b>Total</b>				<b>193,505.27</b>		<b>361,075.01</b>	<b>167,567.10</b>

Source: Blackrock Aladdin and Atlanta Capital

# Proxy Report

---



## St. Lucie Fire Pension

Reporting Period: 04/01/2022 to 06/30/2022

### Adobe Inc.

Meeting Date: 04/14/2022

Record Date: 02/15/2022

Shares Voted: 320

<u>Proposal Number</u>	<u>Issue</u>	<u>Vote</u>
1a	Elect Director Amy Banse	For
1b	Elect Director Brett Biggs	For
1c	Elect Director Melanie Boulden	For
1d	Elect Director Frank Calderoni	For
1e	Elect Director Laura Desmond	For
1f	Elect Director Shantanu Narayen	For
1g	Elect Director Spencer Neumann	For
1h	Elect Director Kathleen Oberg	For
1i	Elect Director Dheeraj Pandey	For
1j	Elect Director David Ricks	For
1k	Elect Director Daniel Rosensweig	For
1l	Elect Director John Warnock	For
2	Ratify KPMG LLP as Auditors	For
3	Advisory Vote to Ratify Named Executive Officers' Compensation	For

### Moody's Corporation

Meeting Date: 04/26/2022

Record Date: 02/28/2022

Shares Voted: 133

<u>Proposal Number</u>	<u>Issue</u>	<u>Vote</u>
1a	Elect Director Jorge A. Bermudez	For
1b	Elect Director Therese Esperdy	For
1c	Elect Director Robert Fauber	For
1d	Elect Director Vincent A. Forlenza	For
1e	Elect Director Kathryn M. Hill	For
1f	Elect Director Lloyd W. Howell, Jr.	For
1g	Elect Director Raymond W. McDaniel, Jr.	For
1h	Elect Director Leslie F. Seidman	For
1i	Elect Director Zig Serafin	For
1j	Elect Director Bruce Van Saun	For
2	Ratify KPMG LLP as Auditors	For
3	Advisory Vote to Ratify Named Executive Officers' Compensation	For

### Ball Corporation

Meeting Date: 04/27/2022

Record Date: 03/01/2022

Shares Voted: 1,284

<u>Proposal Number</u>	<u>Issue</u>	<u>Vote</u>
1.1	Elect Director Dune E. Ives	For
1.2	Elect Director Georgia R. Nelson	For
1.3	Elect Director Cynthia A. Niekamp	For
1.4	Elect Director Todd A. Penegor	For
2	Ratify PricewaterhouseCoopers LLP as Auditors	For
3	Advisory Vote to Ratify Named Executive Officers' Compensation	For
4	Declassify the Board of Directors	For
5	Amend Articles of Incorporation to Permit Shareholders to Amend Bylaws	For

### Intuitive Surgical, Inc.

Meeting Date: 04/28/2022

Record Date: 03/01/2022

Shares Voted: 150

<u>Proposal Number</u>	<u>Issue</u>	<u>Vote</u>
1a	Elect Director Craig H. Barratt	For
1b	Elect Director Joseph C. Beery	For
1c	Elect Director Gary S. Guthart	For
1d	Elect Director Amal M. Johnson	For
1e	Elect Director Don R. Kania	For
1f	Elect Director Amy L. Ladd	For
1g	Elect Director Keith R. Leonard, Jr.	For
1h	Elect Director Alan J. Levy	For
1i	Elect Director Jami Dover Nachtsheim	For
1j	Elect Director Monica P. Reed	For
1k	Elect Director Mark J. Rubash	For
2	Advisory Vote to Ratify Named Executive Officers' Compensation	For
3	Ratify PricewaterhouseCoopers LLP as Auditors	For
4	Amend Omnibus Stock Plan	Against

### Texas Instruments Incorporated

Meeting Date: 04/28/2022

Record Date: 03/02/2022

Shares Voted: 527

<u>Proposal Number</u>	<u>Issue</u>	<u>Vote</u>
1a	Elect Director Mark A. Blinn	For

## Texas Instruments Incorporated

1b	Elect Director Todd M. Bluedorn	For
1c	Elect Director Janet F. Clark	For
1d	Elect Director Carrie S. Cox	For
1e	Elect Director Martin S. Craighead	For
1f	Elect Director Jean M. Hobby	For
1g	Elect Director Michael D. Hsu	For
1h	Elect Director Haviv Ilan	For
1i	Elect Director Ronald Kirk	For
1j	Elect Director Pamela H. Patsley	For
1k	Elect Director Robert E. Sanchez	For
1l	Elect Director Richard K. Templeton	For
2	Advisory Vote to Ratify Named Executive Officers' Compensation	For
3	Ratify Ernst & Young LLP as Auditors	For
4	Reduce Ownership Threshold for Shareholders to Call Special Meeting	For

## PepsiCo, Inc.

Meeting Date: 05/04/2022 Record Date: 03/01/2022 Shares Voted: 451

<u>Proposal Number</u>	<u>Issue</u>	<u>Vote</u>
1a	Elect Director Segun Agbaje	For
1b	Elect Director Shona L. Brown	For
1c	Elect Director Cesar Conde	For
1d	Elect Director Ian Cook	For
1e	Elect Director Edith W. Cooper	For
1f	Elect Director Dina Dublon	For
1g	Elect Director Michelle Gass	For
1h	Elect Director Ramon L. Laguarta	For
1i	Elect Director Dave Lewis	For
1j	Elect Director David C. Page	For
1k	Elect Director Robert C. Pohlad	For
1l	Elect Director Daniel Vasella	For
1m	Elect Director Darren Walker	For
1n	Elect Director Alberto Weisser	For
2	Ratify KPMG LLP as Auditors	For
3	Advisory Vote to Ratify Named Executive Officers' Compensation	For
4	Require Independent Board Chair	Against
5	Report on Global Public Policy and Political Influence	Against

6

Report on Public Health Costs of Food and Beverages Products

Against

## S&P Global Inc.

Meeting Date: 05/04/2022 Record Date: 03/07/2022 Shares Voted: 601

<u>Proposal Number</u>	<u>Issue</u>	<u>Vote</u>
1.1	Elect Director Marco Alvera	For
1.2	Elect Director Jacques Esculier	For
1.3	Elect Director Gay Huey Evans	For
1.4	Elect Director William D. Green	For
1.5	Elect Director Stephanie C. Hill	For
1.6	Elect Director Rebecca Jacoby	For
1.7	Elect Director Robert P. Kelly	For
1.8	Elect Director Ian Paul Livingston	For
1.9	Elect Director Deborah D. McWhinney	For
1.10	Elect Director Maria R. Morris	For
1.11	Elect Director Douglas L. Peterson	For
1.12	Elect Director Edward B. Rust, Jr.	For
1.13	Elect Director Richard E. Thornburgh	For
1.14	Elect Director Gregory Washington	For
2	Advisory Vote to Ratify Named Executive Officers' Compensation	For
3	Ratify Ernst & Young LLP as Auditors	For

## Ecolab Inc.

Meeting Date: 05/05/2022 Record Date: 03/08/2022 Shares Voted: 1,169

<u>Proposal Number</u>	<u>Issue</u>	<u>Vote</u>
1a	Elect Director Shari L. Ballard	For
1b	Elect Director Barbara J. Beck	For
1c	Elect Director Christophe Beck	For
1d	Elect Director Jeffrey M. Ettinger	For
1e	Elect Director Arthur J. Higgins	For
1f	Elect Director Michael Larson	For
1g	Elect Director David W. MacLennan	For
1h	Elect Director Tracy B. McKibben	For
1i	Elect Director Lionel L. Nowell, III	For
1j	Elect Director Victoria J. Reich	For
1k	Elect Director Suzanne M. Vautrinot	For
1l	Elect Director John J. Zillmer	For
2	Ratify PricewaterhouseCoopers LLP as Auditors	For

## Ecolab Inc.

3	Advisory Vote to Ratify Named Executive Officers' Compensation	For
4	Reduce Ownership Threshold for Shareholders to Call Special Meeting	For

## IDEX Corporation

Meeting Date: 05/06/2022 Record Date: 03/11/2022 Shares Voted: 577

<u>Proposal Number</u>	<u>Issue</u>	<u>Vote</u>
1a	Elect Director Livingston L. Satterthwaite	For
1b	Elect Director David C. Parry	For
1c	Elect Director Eric D. Ashleman	For
1d	Elect Director L. Paris Watts-Stanfield	For
2	Advisory Vote to Ratify Named Executive Officers' Compensation	For
3	Ratify Deloitte & Touche LLP as Auditors	For

## Danaher Corporation

Meeting Date: 05/10/2022 Record Date: 03/11/2022 Shares Voted: 1,320

<u>Proposal Number</u>	<u>Issue</u>	<u>Vote</u>
1a	Elect Director Rainer M. Blair	For
1b	Elect Director Linda Filler	For
1c	Elect Director Teri List	Against
1d	Elect Director Walter G. Lohr, Jr.	Against
1e	Elect Director Jessica L. Mega	For
1f	Elect Director Mitchell P. Rales	For
1g	Elect Director Steven M. Rales	For
1h	Elect Director Pardis C. Sabeti	For
1i	Elect Director A. Shane Sanders	Against
1j	Elect Director John T. Schwieters	Against
1k	Elect Director Alan G. Spoon	For
1l	Elect Director Raymond C. Stevens	For
1m	Elect Director Elias A. Zerhouni	For
2	Ratify Ernst & Young LLP as Auditors	For
3	Advisory Vote to Ratify Named Executive Officers' Compensation	For
4	Reduce Ownership Threshold for Shareholders to Call Special Meeting	For

## Laboratory Corporation of America Holdings

Meeting Date: 05/11/2022 Record Date: 03/16/2022 Shares Voted: 191

<u>Proposal Number</u>	<u>Issue</u>	<u>Vote</u>
1a	Elect Director Kerrii B. Anderson	For
1b	Elect Director Jean-Luc Belingard	For
1c	Elect Director Jeffrey A. Davis	For
1d	Elect Director D. Gary Gilliland	For
1e	Elect Director Garheng Kong	For
1f	Elect Director Peter M. Neupert	For
1g	Elect Director Richelle P. Parham	For
1h	Elect Director Adam H. Schechter	For
1i	Elect Director Kathryn E. Wengel	For
1j	Elect Director R. Sanders Williams	For
2	Advisory Vote to Ratify Named Executive Officers' Compensation	For
3	Ratify Deloitte & Touche LLP as Auditors	For
4	Amend Right to Call Special Meeting to Remove One-Year Holding Requirement	Against

## O'Reilly Automotive, Inc.

Meeting Date: 05/12/2022 Record Date: 03/03/2022 Shares Voted: 185

<u>Proposal Number</u>	<u>Issue</u>	<u>Vote</u>
1a	Elect Director David O'Reilly	For
1b	Elect Director Larry O'Reilly	For
1c	Elect Director Greg Henslee	For
1d	Elect Director Jay D. Burchfield	For
1e	Elect Director Thomas T. Hendrickson	For
1f	Elect Director John R. Murphy	For
1g	Elect Director Dana M. Perlman	For
1h	Elect Director Maria A. Sastre	For
1i	Elect Director Andrea M. Weiss	For
1j	Elect Director Fred Whitfield	For
2	Advisory Vote to Ratify Named Executive Officers' Compensation	For
3	Ratify Ernst & Young LLP as Auditors	For
4	Reduce Ownership Threshold for Shareholders to Call Special Meeting	For

## Xylem Inc.

Meeting Date: 05/12/2022

Record Date: 03/14/2022

Shares Voted: 1,860

<u>Proposal Number</u>	<u>Issue</u>	<u>Vote</u>
1a	Elect Director Jeanne Beliveau-Dunn	For
1b	Elect Director Patrick K. Decker	For
1c	Elect Director Robert F. Friel	For
1d	Elect Director Jorge M. Gomez	For
1e	Elect Director Victoria D. Harker	For
1f	Elect Director Steven R. Loranger	For
1g	Elect Director Mark D. Morelli	For
1h	Elect Director Jerome A. Peribere	For
1i	Elect Director Markos I. Tambakeras	For
1j	Elect Director Lila Tretikov	For
1k	Elect Director Uday Yadav	For
2	Ratify Deloitte & Touche LLP as Auditors	For
3	Advisory Vote to Ratify Named Executive Officers' Compensation	For

## Intercontinental Exchange, Inc.

Meeting Date: 05/13/2022

Record Date: 03/15/2022

Shares Voted: 2,015

<u>Proposal Number</u>	<u>Issue</u>	<u>Vote</u>
1a	Elect Director Sharon Y. Bowen	For
1b	Elect Director Shantella E. Cooper	For
1c	Elect Director Duriya M. Farooqui	For
1d	Elect Director The Right Hon. the Lord Hague of Richmond	For
1e	Elect Director Mark F. Mulhern	For
1f	Elect Director Thomas E. Noonan	For
1g	Elect Director Caroline L. Silver	For
1h	Elect Director Jeffrey C. Sprecher	For
1i	Elect Director Judith A. Sprieser	For
1j	Elect Director Martha A. Tirinnanzi	For
2	Advisory Vote to Ratify Named Executive Officers' Compensation	For
3	Approve Omnibus Stock Plan	For
4	Approve Non-Employee Director Stock Option Plan	For
5	Eliminate Supermajority Vote Requirement to Amend Certificate of Incorporation and Bylaws	For
6	Reduce Ownership Threshold for Shareholders to Call Special Meeting to 20%	For
7	Ratify Ernst & Young LLP as Auditors	For

8

Reduce Ownership Threshold for Shareholders to Call Special Meeting to 10%

For

## The Charles Schwab Corporation

Meeting Date: 05/17/2022

Record Date: 03/18/2022

Shares Voted: 1,028

<u>Proposal Number</u>	<u>Issue</u>	<u>Vote</u>
1a	Elect Director John K. Adams, Jr.	For
1b	Elect Director Stephen A. Ellis	For
1c	Elect Director Brian M. Levitt	For
1d	Elect Director Arun Sarin	For
1e	Elect Director Charles R. Schwab	For
1f	Elect Director Paula A. Sneed	For
2	Declassify the Board of Directors	For
3	Ratify Deloitte & Touche LLP as Auditors	For
4	Advisory Vote to Ratify Named Executive Officers' Compensation	For
5	Approve Omnibus Stock Plan	For
6	Provide Proxy Access Right	For
7	Adopt Proxy Access Right	For
8	Report on Lobbying Payments and Policy	For

## American Tower Corporation

Meeting Date: 05/18/2022

Record Date: 03/21/2022

Shares Voted: 1,006

<u>Proposal Number</u>	<u>Issue</u>	<u>Vote</u>
1a	Elect Director Thomas A. Bartlett	For
1b	Elect Director Kelly C. Chambliss	For
1c	Elect Director Teresa H. Clarke	For
1d	Elect Director Raymond P. Dolan	For
1e	Elect Director Kenneth R. Frank	For
1f	Elect Director Robert D. Hormats	For
1g	Elect Director Grace D. Lieblein	For
1h	Elect Director Craig Macnab	For
1i	Elect Director JoAnn A. Reed	For
1j	Elect Director Pamela D.A. Reeve	For
1k	Elect Director David E. Sharbutt	For
1l	Elect Director Bruce L. Tanner	For
1m	Elect Director Samme L. Thompson	For
2	Ratify Deloitte & Touche LLP as Auditors	For

## American Tower Corporation

3	Advisory Vote to Ratify Named Executive Officers' Compensation	For
---	--	-----

## Amphenol Corporation

Meeting Date: 05/18/2022 Record Date: 03/21/2022 Shares Voted: 2,985

<u>Proposal Number</u>	<u>Issue</u>	<u>Vote</u>
1.1	Elect Director Nancy A. Altobello	For
1.2	Elect Director Stanley L. Clark	For
1.3	Elect Director David P. Falck	For
1.4	Elect Director Edward G. Jepsen	For
1.5	Elect Director Rita S. Lane	For
1.6	Elect Director Robert A. Livingston	For
1.7	Elect Director Martin H. Loeffler	For
1.8	Elect Director R. Adam Norwitz	For
1.9	Elect Director Anne Clarke Wolff	For
2	Ratify Deloitte & Touche LLP as Auditors	For
3	Advisory Vote to Ratify Named Executive Officers' Compensation	For
4	Reduce Ownership Threshold for Shareholders to Call Special Meeting	For

## Fiserv, Inc.

Meeting Date: 05/18/2022 Record Date: 03/21/2022 Shares Voted: 1,918

<u>Proposal Number</u>	<u>Issue</u>	<u>Vote</u>
1.1	Elect Director Frank J. Bisignano	For
1.2	Elect Director Alison Davis	For
1.3	Elect Director Henrique de Castro	For
1.4	Elect Director Harry F. DiSimone	For
1.5	Elect Director Dylan G. Haggart	For
1.6	Elect Director Wafaa Mamilli	For
1.7	Elect Director Heidi G. Miller	For
1.8	Elect Director Doyle R. Simons	For
1.9	Elect Director Kevin M. Warren	For
2	Advisory Vote to Ratify Named Executive Officers' Compensation	For
3	Ratify Deloitte & Touche LLP as Auditors	For
4	Submit Severance Agreement (Change-in-Control) to Shareholder Vote	For

## Mondelez International, Inc.

Meeting Date: 05/18/2022 Record Date: 03/14/2022 Shares Voted: 1,034

<u>Proposal Number</u>	<u>Issue</u>	<u>Vote</u>
1a	Elect Director Lewis W.K. Booth	For
1b	Elect Director Charles E. Bunch	For
1c	Elect Director Ertharin Cousin	For
1d	Elect Director Lois D. Juliber	For
1e	Elect Director Jorge S. Mesquita	For
1f	Elect Director Jane Hamilton Nielsen	For
1g	Elect Director Christiana S. Shi	For
1h	Elect Director Patrick T. Siewert	For
1i	Elect Director Michael A. Todman	For
1j	Elect Director Dirk Van de Put	For
2	Advisory Vote to Ratify Named Executive Officers' Compensation	For
3	Ratify PricewaterhouseCoopers LLP as Auditors	For
4	Oversee and Report on a Racial Equity Audit	For
5	Require Independent Board Chair	Against

## Thermo Fisher Scientific Inc.

Meeting Date: 05/18/2022 Record Date: 03/25/2022 Shares Voted: 699

<u>Proposal Number</u>	<u>Issue</u>	<u>Vote</u>
1a	Elect Director Marc N. Casper	For
1b	Elect Director Nelson J. Chai	For
1c	Elect Director Ruby R. Chandy	For
1d	Elect Director C. Martin Harris	For
1e	Elect Director Tyler Jacks	For
1f	Elect Director R. Alexandra Keith	For
1g	Elect Director Jim P. Manzi	For
1h	Elect Director James C. Mullen	For
1i	Elect Director Lars R. Sorensen	For
1j	Elect Director Debora L. Spar	For
1k	Elect Director Scott M. Sperling	For
1l	Elect Director Dion J. Weisler	For
2	Advisory Vote to Ratify Named Executive Officers' Compensation	For
3	Ratify PricewaterhouseCoopers LLP as Auditors	For

## Crown Castle International Corp.

Meeting Date: 05/19/2022

Record Date: 03/21/2022

Shares Voted: 553

<u>Proposal Number</u>	<u>Issue</u>	<u>Vote</u>
1a	Elect Director P. Robert Bartolo	For
1b	Elect Director Jay A. Brown	For
1c	Elect Director Cindy Christy	For
1d	Elect Director Ari Q. Fitzgerald	For
1e	Elect Director Andrea J. Goldsmith	For
1f	Elect Director Tammy K. Jones	For
1g	Elect Director Anthony J. Melone	For
1h	Elect Director W. Benjamin Moreland	For
1i	Elect Director Kevin A. Stephens	For
1j	Elect Director Matthew Thornton, III	For
2	Ratify PricewaterhouseCoopers LLP as Auditors	For
3	Approve Omnibus Stock Plan	For
4	Increase Authorized Common Stock	For
5	Advisory Vote to Ratify Named Executive Officers' Compensation	For

## Marsh & McLennan Companies, Inc.

Meeting Date: 05/19/2022

Record Date: 03/21/2022

Shares Voted: 1,325

<u>Proposal Number</u>	<u>Issue</u>	<u>Vote</u>
1a	Elect Director Anthony K. Anderson	For
1b	Elect Director Hafize Gaye Erkan	For
1c	Elect Director Oscar Fanjul	For
1d	Elect Director Daniel S. Glaser	For
1e	Elect Director H. Edward Hanway	For
1f	Elect Director Deborah C. Hopkins	For
1g	Elect Director Tamara Ingram	For
1h	Elect Director Jane H. Lute	For
1i	Elect Director Steven A. Mills	For
1j	Elect Director Bruce P. Nolo	For
1k	Elect Director Morton O. Schapiro	For
1l	Elect Director Lloyd M. Yates	For
1m	Elect Director R. David Yost	For
2	Advisory Vote to Ratify Named Executive Officers' Compensation	For
3	Ratify Deloitte & Touche LLP as Auditor	For

## Zoetis Inc.

Meeting Date: 05/19/2022

Record Date: 03/25/2022

Shares Voted: 1,529

<u>Proposal Number</u>	<u>Issue</u>	<u>Vote</u>
1a	Elect Director Paul M. Bisaro	For
1b	Elect Director Frank A. D'Amelio	For
1c	Elect Director Michael B. McCallister	For
2	Advisory Vote to Ratify Named Executive Officers' Compensation	For
3	Amend Omnibus Stock Plan	For
4	Ratify KPMG LLP as Auditors	For
5	Eliminate Supermajority Vote Requirements	For
6	Declassify the Board of Directors	For

## Dollar General Corporation

Meeting Date: 05/25/2022

Record Date: 03/16/2022

Shares Voted: 1,229

<u>Proposal Number</u>	<u>Issue</u>	<u>Vote</u>
1a	Elect Director Warren F. Bryant	For
1b	Elect Director Michael M. Calbert	For
1c	Elect Director Patricia D. Fili-Krushel	For
1d	Elect Director Timothy I. McGuire	For
1e	Elect Director William C. Rhodes, III	For
1f	Elect Director Debra A. Sandler	For
1g	Elect Director Ralph E. Santana	For
1h	Elect Director Todd J. Vasos	For
2	Advisory Vote to Ratify Named Executive Officers' Compensation	For
3	Ratify Ernst & Young LLP as Auditors	For
4	Report on Political Contributions and Expenditures	For

## Fidelity National Information Services, Inc.

Meeting Date: 05/25/2022

Record Date: 04/01/2022

Shares Voted: 1,002

<u>Proposal Number</u>	<u>Issue</u>	<u>Vote</u>
1a	Elect Director Ellen R. Alemany	For
1b	Elect Director Vijay D'Silva	For
1c	Elect Director Jeffrey A. Goldstein	For
1d	Elect Director Lisa A. Hook	For
1e	Elect Director Keith W. Hughes	For
1f	Elect Director Kenneth T. Lamneck	For

## Fidelity National Information Services, Inc.

			14	Commission Assessment of Audit and Risk Oversight Committee	Against
			15	Report on Charitable Contributions	For
1g	Elect Director Gary L. Lauer	For			
1h	Elect Director Gary A. Norcross	For			
1i	Elect Director Louise M. Parent	For			
1j	Elect Director Brian T. Shea	For			
1k	Elect Director James B. Stallings, Jr.	For			
1l	Elect Director Jeffrey E. Stiefler	For			
2	Advisory Vote to Ratify Named Executive Officers' Compensation	For			
3	Approve Omnibus Stock Plan	Against			
4	Approve Nonqualified Employee Stock Purchase Plan	For			
5	Ratify KPMG LLP as Auditors	For			

## Meta Platforms, Inc.

Meeting Date: 05/25/2022 Record Date: 04/01/2022 Shares Voted: 967

<u>Proposal Number</u>	<u>Issue</u>	<u>Vote</u>
1.1	Elect Director Peggy Alford	For
1.2	Elect Director Marc L. Andreessen	For
1.3	Elect Director Andrew W. Houston	For
1.4	Elect Director Nancy Killefer	For
1.5	Elect Director Robert M. Kimmitt	For
1.6	Elect Director Sheryl K. Sandberg	For
1.7	Elect Director Tracey T. Travis	For
1.8	Elect Director Tony Xu	For
1.9	Elect Director Mark Zuckerberg	For
2	Ratify Ernst & Young LLP as Auditors	For
3	Advisory Vote to Ratify Named Executive Officers' Compensation	Against
4	Approve Recapitalization Plan for all Stock to Have One-vote per Share	For
5	Require Independent Board Chair	For
6	Report on Risks Associated with Use of Concealment Clauses	For
7	Report on External Costs of Misinformation and Impact on Diversified Shareholders	Against
8	Report on Community Standards Enforcement	For
9	Report on User Risk and Advisory Vote on Metaverse Project	Against
10	Publish Third Party Human Rights Impact Assessment	For
11	Report on Child Sexual Exploitation Online	For
12	Commission a Workplace Non-Discrimination Audit	Against
13	Report on Lobbying Payments and Policy	For

## Verisk Analytics, Inc.

Meeting Date: 05/25/2022 Record Date: 03/28/2022 Shares Voted: 1,544

<u>Proposal Number</u>	<u>Issue</u>	<u>Vote</u>
1a	Elect Director Jeffrey Dailey	For
1b	Elect Director Constantine P. Iordanou	For
1c	Elect Director Wendy Lane	For
1d	Elect Director Lee M. Shavel	For
1e	Elect Director Kimberly S. Stevenson	For
2	Declassify the Board of Directors	For
3	Advisory Vote to Ratify Named Executive Officers' Compensation	For
4	Ratify Deloitte & Touche LLP as Auditors	For

## Lowe's Companies, Inc.

Meeting Date: 05/27/2022 Record Date: 03/21/2022 Shares Voted: 523

<u>Proposal Number</u>	<u>Issue</u>	<u>Vote</u>
1.1	Elect Director Raul Alvarez	For
1.2	Elect Director David H. Batchelder	For
1.3	Elect Director Sandra B. Cochran	For
1.4	Elect Director Laurie Z. Douglas	For
1.5	Elect Director Richard W. Dreiling	For
1.6	Elect Director Marvin R. Ellison	For
1.7	Elect Director Daniel J. Heinrich	For
1.8	Elect Director Brian C. Rogers	For
1.9	Elect Director Bertram L. Scott	For
1.10	Elect Director Colleen Taylor	For
1.11	Elect Director Mary Beth West	For
2	Advisory Vote to Ratify Named Executive Officers' Compensation	For
3	Ratify Deloitte & Touche LLP as Auditors	For
4	Amend Omnibus Stock Plan	For
5	Report on Median Gender/Racial Pay Gap	For
6	Amend Proxy Access Right	For
7	Report on Risks of State Policies Restricting Reproductive Health Care	For
8	Commission a Civil Rights and Non-Discrimination Audit	Against

## Lowe's Companies, Inc.

9	Report on Risks from Company Vendors that Misclassify Employees as Independent Contractors	For
---	--	-----

## Gartner, Inc.

Meeting Date: 06/02/2022 Record Date: 04/07/2022 Shares Voted: 699

Proposal Number	Issue	Vote
1a	Elect Director Peter E. Bisson	For
1b	Elect Director Richard J. Bressler	For
1c	Elect Director Raul E. Cesan	For
1d	Elect Director Karen E. Dykstra	For
1e	Elect Director Diana S. Ferguson	For
1f	Elect Director Anne Sutherland Fuchs	For
1g	Elect Director William O. Grabe	For
1h	Elect Director Eugene A. Hall	For
1i	Elect Director Stephen G. Pagliuca	For
1j	Elect Director Eileen M. Serra	For
1k	Elect Director James C. Smith	For
2	Advisory Vote to Ratify Named Executive Officers' Compensation	For
3	Ratify KPMG LLP as Auditors	For

## The TJX Companies, Inc.

Meeting Date: 06/07/2022 Record Date: 04/08/2022 Shares Voted: 3,852

Proposal Number	Issue	Vote
1a	Elect Director Jose B. Alvarez	For
1b	Elect Director Alan M. Bennett	For
1c	Elect Director Rosemary T. Berkery	For
1d	Elect Director David T. Ching	For
1e	Elect Director C. Kim Goodwin	For
1f	Elect Director Ernie Herrman	For
1g	Elect Director Michael F. Hines	For
1h	Elect Director Amy B. Lane	For
1i	Elect Director Carol Meyrowitz	For
1j	Elect Director Jackwyn L. Nemerov	For
1k	Elect Director John F. O'Brien	For
2	Ratify PricewaterhouseCoopers as Auditors	For
3	Amend Omnibus Stock Plan	For

4	Advisory Vote to Ratify Named Executive Officers' Compensation	Against
5	Report on Assessing Due Diligence on Human Rights in Supply Chain	Against
6	Report on Risks from Company Vendors that Misclassify Employees as Independent Contractors	For
7	Report on Risk Due to Restrictions on Reproductive Rights	For
8	Adopt Paid Sick Leave Policy for All Associates	Against

## Aon plc

Meeting Date: 06/17/2022 Record Date: 04/14/2022 Shares Voted: 407

Proposal Number	Issue	Vote
1.1	Elect Director Lester B. Knight	For
1.2	Elect Director Gregory C. Case	For
1.3	Elect Director Jin-Yong Cai	For
1.4	Elect Director Jeffrey C. Campbell	For
1.5	Elect Director Fulvio Conti	For
1.6	Elect Director Cheryl A. Francis	For
1.7	Elect Director J. Michael Losh	For
1.8	Elect Director Richard C. Notebaert	For
1.9	Elect Director Gloria Santona	For
1.10	Elect Director Byron O. Spruell	For
1.11	Elect Director Carolyn Y. Woo	For
2	Advisory Vote to Ratify Named Executive Officers' Compensation	For
3	Ratify Ernst & Young LLP as Auditors	For
4	Ratify Ernst & Young Chartered Accountants as Statutory Auditor	For
5	Authorize Board to Fix Remuneration of Auditors	For

## Mastercard Incorporated

Meeting Date: 06/21/2022 Record Date: 04/22/2022 Shares Voted: 1,084

Proposal Number	Issue	Vote
1a	Elect Director Merit E. Janow	For
1b	Elect Director Candido Bracher	For
1c	Elect Director Richard K. Davis	For
1d	Elect Director Julius Genachowski	For
1e	Elect Director Choon Phong Goh	For
1f	Elect Director Oki Matsumoto	For
1g	Elect Director Michael Miebach	For
1h	Elect Director Youngme Moon	For



## Mastercard Incorporated

1i	Elect Director Rima Qureshi	For
1j	Elect Director Gabrielle Sulzberger	For
1k	Elect Director Jackson Tai	For
1l	Elect Director Harit Talwar	For
1m	Elect Director Lance Uggla	For
2	Advisory Vote to Ratify Named Executive Officers' Compensation	For
3	Ratify PricewaterhouseCoopers LLP as Auditors	For
4	Provide Right to Call a Special Meeting at a 15 Percent Ownership Threshold	For
5	Provide Right to Call a Special Meeting at a 10 Percent Ownership Threshold	For
6	Report on Political Contributions	Against
7	Report on Charitable Contributions	Against
8	Report on Risks Associated with Sale and Purchase of Ghost Guns	Against

# Broker Commission Report

---

# Broker Commission Report

## St. Lucie County Fire District Firefighters' Pension Trust Fund

Broker	Number of Shares Traded For Client	Broker Commission	Commission Per Share
ABEL NOSER	216	3.66	0.017
BANK OF AMERICA	786	30.18	0.038
COWEN & CO	2,431	97.24	0.040
CREDIT SUISSE	106	4.24	0.040
JP MORGAN	356	14.24	0.040
ROYAL BANK OF CANADA	63	2.52	0.040
RW BAIRD	145	5.80	0.040
Totals	4,103	157.88	0.038

Source: Atlanta Capital as of June 30, 2022.

# Additional Important Information and Disclosures

## **For Financial Professionals/Institutional Clients only.**

Founded in 1969, Atlanta Capital Management Company, LLC is an SEC-registered investment advisory firm that specializes in managing high quality stock and bond portfolios on behalf of institutional and individual investors. The Firm became a majority-owned subsidiary of Eaton Vance Corp. in 2001. On March 1, 2021, Eaton Vance and its affiliates which included Atlanta Capital Management became a part of Morgan Stanley Investment Management, a division of Morgan Stanley.

The firm continues to operate as Atlanta Capital Management Company, LLC and is located in Atlanta, Georgia. Atlanta Capital claims compliance with the Global Investment Performance Standards (GIPS®). Please contact the Performance Department at 404-876-9411 to request a complete list and descriptions of Atlanta Capital's composites and/or a GIPS Report that adheres to the GIPS® standards.

This material is presented for informational and illustrative purposes only and should not be construed as investment advice, a recommendation to purchase or sell specific instruments, or to adopt any particular investment strategy. Opinions and estimates offered constitute our judgment and are subject to change without notice, as are statements of financial market trends, which are based on current market conditions. This material has been prepared on the basis of publicly available information, internally developed data and other third party sources believed to be reliable, however, no assurances are provided and Atlanta Capital has not sought to independently verify information taken from public and third party sources. Information contained in this material is current as of the date indicated and is subject to change at any time without notice. Please contact Atlanta Capital if you require further clarification on the source or calculation methodology of any data or information presented within this material. Future results may differ significantly from those stated, depending on factors such as changes in instruments or financial markets or general economic conditions. Investing entails risks and there can be no assurance that Atlanta Capital will achieve profits or avoid incurring losses. Atlanta Capital does not provide legal, tax and/or accounting advice or services. Clients should consult with their own tax or legal advisor prior to entering into any transaction or strategy described herein.

Specific securities, sectors and portfolio characteristics mentioned are included only to provide a snap-shot illustrative sample based upon the portfolio management team's current investment strategy as of the date indicated. There is no assurance that any securities or portfolio characteristics mentioned in this document are currently held or will remain in the portfolio at the time you receive this report or that securities have not been sold or repurchased. The specific securities mentioned are not representative of all the securities purchased, sold or recommended for advisory clients. It should not be assumed that any of the securities/sectors were or will be profitable, or that any recommendations in the future will be profitable or will equal the performance of the listed securities. Actual portfolio holdings and performance will vary for each client. This is no guarantee that a particular client's account will hold any, or all, of the securities/sectors mentioned.

**NOT FDIC INSURED | OFFER NO BANK GUARANTEE | MAY LOSE VALUE | NOT INSURED BY ANY FEDERAL GOVERNMENT AGENCY | NOT A DEPOSIT**